



CPO 95C

UPRIGHT BIKE

The CPO 95C Upright Lifecycle® Exercise Bike is designed with the advanced engineering and durable components that exemplify our legacy of fitness expertise. Built for easy use, riders of all sizes can adjust the bike seat in seconds to ensure an optimum workout. From top to bottom, this machine is pure Life Fitness and a “must have” for every facility. Even remanufactured, Life Fitness Certified Upright Bikes are a better value than other companies’ brand new equipment.

PERFORMANCE FEATURES

COMFORT CURVE™ PLUS SEAT WITH EASY ADJUSTMENTS

The convex shape and swept back seat design on our CPO Upright Bike provide superior comfort. Ratchet seat adjustment with 27 positions makes it easy for users to adjust the seat height, even while in a seated position.

HEART RATE MONITORING

Lifepulse™ digital heart rate monitoring hand sensors are conveniently placed on the handlebars to provide precise heart rate monitoring, and Polar® telemetry provides accurate, “hands-free” heart rate monitoring.

(Telemetry requires optional chest strap.)

MOTIVATING WORKOUT VARIETY

Zone Training+™ Workouts automatically adjust the resistance level to keep users in their target heart rate zone. Also includes goal-based workouts, Fitness Test protocols, and the machine-prompting Aerobics Trainer Workout to keep users motivated.

SELF-POWERED CONVENIENCE

Cordless, so you can place your bikes anywhere in your facility.

(Models with optional Attachable TV System require external power.)

RELIABLE BELT-DRIVE SYSTEM

Custom-designed system is quiet and virtually maintenance free.

PLUG-IN OPTION

Provides a lower operating resistance, which appeals to novice and deconditioned users.

HIGHLIGHT FEATURE

UNPRECEDENTED
EASE OF USE



No need to move reading material—the dual-level console lets users manage workouts and read all at the same time. Plus, Lifepulse heart rate hand sensors are located in two positions—upright and racing—for comfort and convenience.

UPRIGHT BIKE DETAILS

- > Comfort Curve Plus Seat™
- > Wide Ride™ pedals
- > Ergonomic handlebars
- > Dual-level alphanumeric LED console
- > Heart rate monitoring
- > 29 workouts, including 5 Zone Training+™ workouts and Air Force PRT and Fit Test protocols
- > 9 languages
- > Integrated reading rack and accessory tray
- > Self-powered; optional plug-in accessory
- > Available with Attachable TV System





CPO 95C UPRIGHT LIFECYCLE® EXERCISE BIKE

CHECKLIST

OUR 24-POINT INSPECTION

Our certified technicians carefully disassemble and diagnose every Lifecycle bike using a meticulous 24-point quality checklist. Next, we either Clean, Detail, Inspect, Paint, Rebuild, Repair, or Replace every specific part or perform a combination of these steps. We deliver fully-assembled, refurbished Lifecycle bikes ready for your immediate use.

KEY

Paint – 	Details – 
Repair – 	Inspect – 
Rebuild – 	Replace – 

All of our Certified Pre-Owned Lifecycle Bikes must meet our sophisticated quality standards.

1. Enter Start-Up Mode		13. Free Wheel Gear			
2. Electronic Function			14. Frame		
3. Keypad Evaluation		15. Stabilizer Bar			
4. Overlay Inspection		16. Levelers			
5. Handlebar		17. End Caps			
6. Shroud Cover (Body)		18. Alternator			
7. Seat Integrity			19. Alternator Brushes		
8. Seat Lock		20. Drive Belt			
9. Pedals		21. Misc. Hardware			
10. Pedal Straps		22. Control Cable			
11. Cranks		23. Panel Lights			
12. Crank Bearings		24. Battery			

SPECIFICATIONS

Heart Rate Monitoring	Patented Lifepulse™ Digital Heart Rate Monitoring System and Polar® Telemetry Heart Rate Monitoring
Workouts	29 Workouts Including: Cardio, Fat Burn, Heart Rate Hill, Heart Rate Interval, Extreme Heart Rate, Hill, Random, Around the World, Cascades, Foothills, Interval, Kilimanjaro, Speed Training
Display Readouts	Elapsed Time, Distance, Total Calories Burned, Calories Per Hour, Heart Rate, Watts, METs, Workout Profile, Resistance Level, RPM
Display Type	Alphanumeric message center, workout profile and lower level time/level display
Handlebar Style	Deluxe Racing
Standard Features	Quick Start feature, 25 resistance levels
Dimensions	48" L x 24" W x 54" H (122 cmL x 61 cmW x 137 cmH)
Weight	107 lb (49 kg)
Power Requirements	Self-powered (no external power source required)
Warranty	One-year warranty on electrical and mechanical parts; 6 months on console overlay (face plate). Ask your Certified Pre-Owned Representative for details. [†]

[†] Warranties outside the U.S. may vary.

CALL NOW TO FIND OUT HOW YOU CAN SAVE UP TO 40% OFF OUR NEW PRODUCT LIST PRICE

Inventory changes regularly, so ask about our current listing today.

800.634.8637 / 847.288.3300 / www.lifefitness.com